

Samsung Electronics Co., Ltd. inspires the world and shapes the future with transformative ideas and technologies, redefining the worlds of TVs, smartphones, wearable devices, tablets, cameras, digital appliances, printers, medical equipment, network systems, and semiconductor and LED solutions. We are also leading in the Internet of Things space through, among others, our Smart Home and Digital Health initiatives.

We employ 307,000 people across 84 countries with annual sales of US \$196 billion. To discover more, please visit our official website at www.samsung.com and our official blog at global.samsungtomorrow.com

CT-LABGEO HC10 4.4-150605-EN

Thermo Fisher Scientific is the global collaboration partner of Samsung for commercialization and co-development of innovative solutions in the POC testing market. Together we provide excellent expertise in clinical diagnostics to fulfill customer needs and improve patient management.



Samsung LABGEO^{PT10}

CLINICAL CHEMISTRY ANALYZER



Samsung LABGEO^{IB10}

IMMUNOASSAY ANALYZER

SAMSUNG SMART BLOOD ANALYZER

HEMATOLOGY ANALYZER

Samsung LABGEO^{HC10}

Inspiring Confidence with
Fast & Accurate Diagnosis



SAMSUNG

© 2015 Samsung Electronics All rights reserved.

Samsung Electronics reserves the right to modify the design, packaging, specifications, and features shown herein, without prior notice or obligation.

SAMSUNG

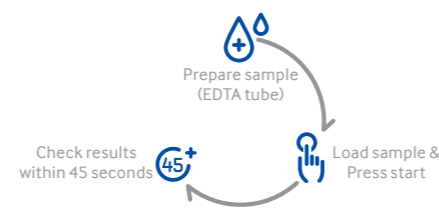
FAST

45+ Rapid Performance and High Throughput

Test to results within 45 seconds (80 tests/hour)
Automatic dual detection chamber

EASY

Simple 3 Step Test



Auto Sample Loader

Enhances workflow
Reduces risk of infection

Optional External Devices

- USB Keyboard
- Barcode Scanner
- USB External Printer*

*Please refer to the Samsung LABGEO^{HC10} user manual for the compatible printer lists.

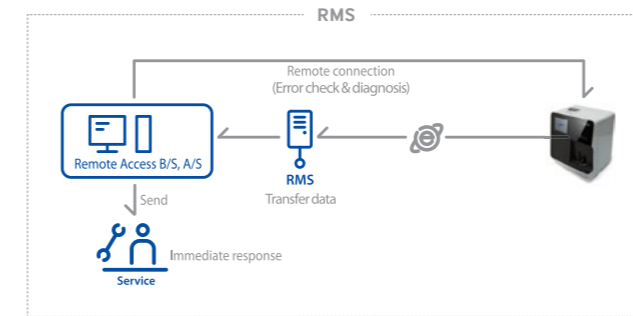
KEY FEATURE

Size & Weight	344 x 293 x 390mm, 12.8kg
Parameters	WBC 3-part differential, 18 parameters WBC, LYM, MON, GRA, LYM%, MON%, GRA%, Hb, HCT, RBC, MCV, MCH, RDW, MCHC, PLT, PCT, MPV, PDW
Sampling Volume	25 µl of whole blood (50 µl of whole blood in pre-diluted mode)
Sampling Method	Open tube system with automatic sample rotor
Tube Size	13 x 75 / 11 x 65 / 11 x 40mm, Vials OD smaller than 17mm
Reagent	Diluent 20L, Lyse 1L, Cleaner 1L, Hypocleaner 1L
Data Capacity	1,000 results with RBC, PLT, and WBC 3-part histograms
Operating Temperature	59-86°F (15-30°C); optimal temperature at 77°F (25°C)
Built-in Printer	Axiohm thermal printer module, roll paper (58 mm wide), report (with histograms)
UI Language Support	Korean, English, Chinese, Spanish, Portuguese, French, Russian, Indonesian, German, Italian
Interface	4 x USB 1.1 Port, 1 x Ethernet (10/100 Base-T)
Power Supply	DC 12V, 5A, 60W

COMMON FEATURE

Proactive Customer Service

Real-time monitoring and error diagnosis
Immediate response from service team



*SMS service availability may vary between countries

IT Solution

Connect to local PC for efficient data management
Automatic software updates



*Under development

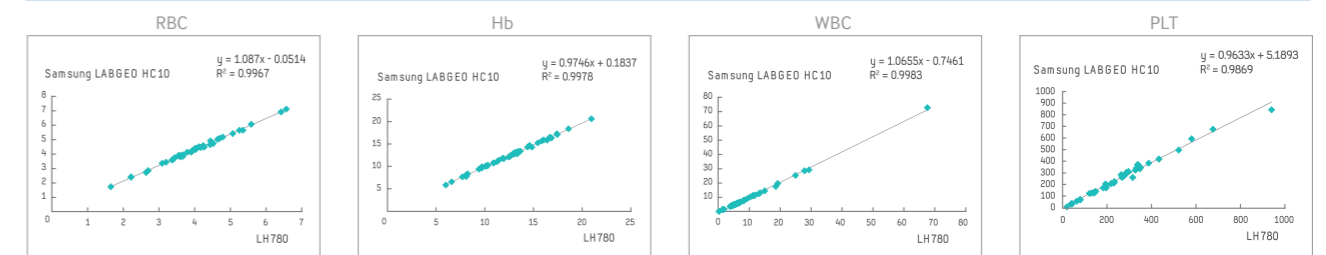
PERFORMANCE

Precision

Parameter	Units	Linearity	Range of Mean	Median CV(%)	Standard CV(%)
WBC	10 ³ cells/uL	0.0 ~ 75.0	4.3 ~ 8.4	1.58	3
Hgb	g/dL	0.0 ~ 25.0	10.7 ~ 15.1	0.84	2
RBC	10 ⁶ cells/uL	0.00 ~ 8.00	4.24 ~ 5.06	1.28	2
PLT	10 ³ cells/uL	0 ~ 1,000	192 ~ 380	3.33	6

[Ajou University Hospital, 2011]

Accuracy



[Correlation with central laboratory hematology analyzer, Beckman Coulter LH780 (Ajou University Hospital, 2011)]